


# Stainless Steel Shelves



Architectural  
Install Sheet

6201 S. Zero Street  
Fort Smith, AR 72903  
(479) 646-3466  
www.meekmirrors.com



Shelves made to order. Max width is 96" (244cm). Standard depth is 5" (12.7cm). Custom depths available.

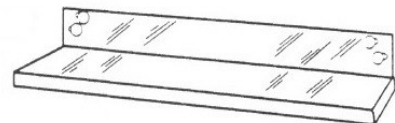
**SPECIFICATION:** Shelves shall be Model M3100, M3110, M3200, M3210, M3400 or M3410 as manufactured by Meek Mirrors - Fort Smith, Arkansas

**GUARANTTEE:** Meek Mirrors gives a one year guarantee on all of their products against defects in workmanship and material.

Data is applicable to productions as of the date of this technical data sheet. The manufacturer reserves the right to make changes in design without formal notice.

## INTEGRAL SHELF

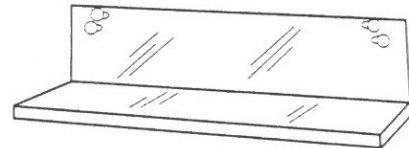
M3100 Bright Finish  
M3110 Satin Finish



SS Integral Shelf can mount independent or behind both the M1200/1210 angle snap framed mirror and M1100/M1110 angle snap frame. It is constructed from a Type 304, 18 gauge stainless steel with a 1/2" hemmed front edge and a 1 1/2" backsplash between the top of the shelf and the bottom of the frame. Shelf can be upgraded for welded and polished corners (M3100W or M3110W).

## SKYWAY SHELF

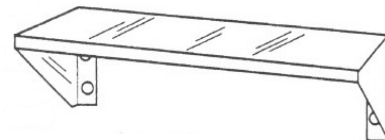
M3200 Bright Finish  
M3210 Satin Finish



SS Skyway Shelf can mount independent or behind both the Meek M1200/M1210 angle snap framed mirror and M1500/M1510 channel framed mirror. It is constructed from a Type 304, 18 gauge stainless steel with 1/2" hemmed front edge and a 3 1/2" backsplash between the top of the shelf and the bottom of the frame. Shelf can be upgraded for welded and polished corners (M3200W or M3210W).

## SKYLINE SHELF

M3400 Bright Finish  
M3410 Satin Finish



The Skyline Shelf mounts independently and is constructed of 18 gauge, Type 304 Stainless Steel, with a 1/2" drop edge and is supported with heavy triangular brackets. Shelf can be upgraded for welded and polished corners (M3400W or M3410W).